

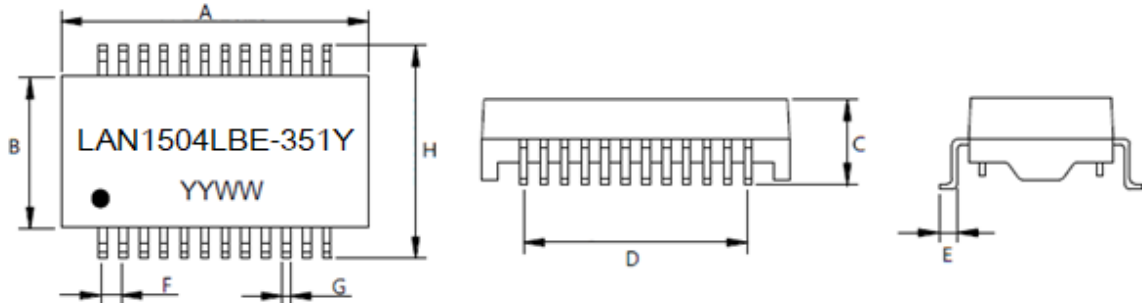
LAN1504LBE-351Y-Z3(1G) Specification

SMD Type LAN Transformer

APPLICATION

NB, PC, Hub switch, Ap router, communication equipment LAN Transformer

1. Shapes and Dimensions



Remark : YY=Year ; WW= Week

Unit: mm

Type	A	B	C	D	E	F	G	H
LAN1504LBE-351Y-Z3	15.1±0.5	7.1±0.5	4.0±0.35	11.00 Typ.	1.00 Typ.	1.00 Typ.	0.40 Typ.	10.0±0.5

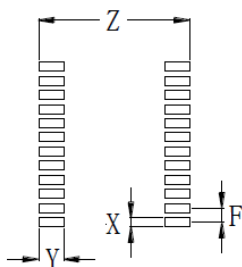
2. Ordering / Part Number Information

LAN 1504 LBE - 351 Y - Z3 (1G)
(1) (2) (3) (4) (5) (6) (7)

- (1) Product Group
- (2) Dimension Code
- (3) Type Code
- (4) Inductance Code
- (5) Tolerance Code
- (6) Control Code
- (7) Speed

3. Recommended Soldering Condition

3-1. Recommended Land Pattern

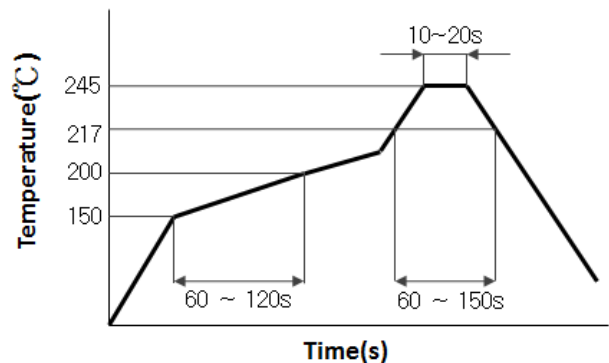


Unit : mm

Symbol	Dimension
F	1.00 Ref.
X	0.60 Ref.
Y	1.35 Ref.
Z	10.7 Ref.

The Recommended Land pattern is for reference only.
Please consult your manufacturing partners to ensure your company's PCB design guidelines are met

3-2. Recommended Soldering Profile



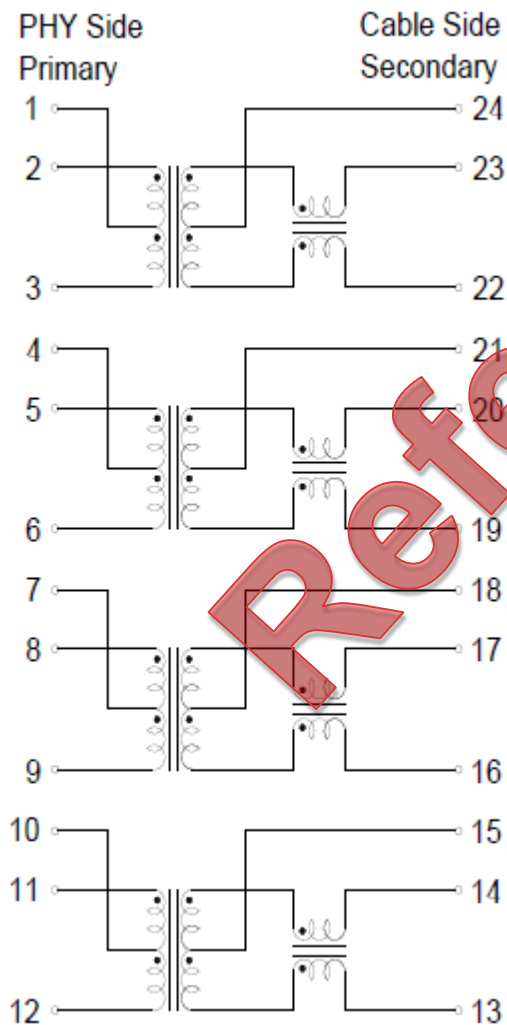
4 Electrical Characteristics

4-1. Electrical Specification

Part Number	Inductance OCL	DC Resistance (R_{DC}) Max.		Insertion Loss (dB Max.)	Cross Talk (dB Min.)	
	@100KHz / 0.1V			0.3-100MHz	1-100MHz	
LAN1504LBE-351Y-Z3(1G)	350uH Min	1.4 Ω		-1.0	-30	
	Return Loss (dB Min.)				Leakage Inductance	
	1-30MHz	30-60MHz	60-80MHz	80-100MHz	@100KHz / 0.2V	
	-18	-14	-12	-10	0.50uH Max	

Note1. Inductance OCL: 8mA DC Bias

4-2. Schematic



4-4. Operating Temperature Range

-0°C to +70°C (Including self - temperature rise)

4-5. Storage Temperature Range

Store this product under the condition of 5°C to 40°C, 20% to 60%RH and use within 6 months

5. Packaging Information

Standard Quantity for Packaging: 800 pcs/Reel

Note

1. Please make sure that your product is has been evaluated and confirmed against your specifications when our product is mounted to your product.
2. Do not knock nor drop.
3. All the items and parameters in this product specification have been prescribed on the premise that our product is used for the purpose, under the condition and in the environment agreed upon between you and us. You are requested not to use our product deviating from such agreement.
4. Please keep the distance between transformer/coil and other components (refer to the standard IEC 950)

Reference