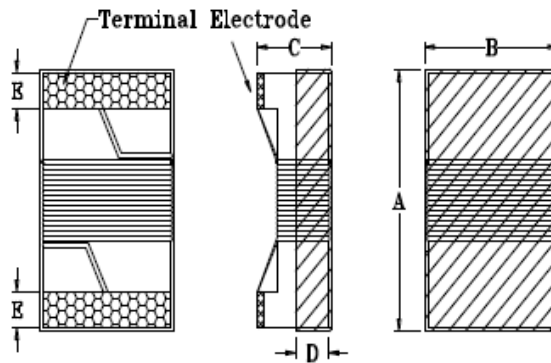


APPLICATION

Smart phones, tablet terminals, digital cameras, video cameras, HDDs, power supply modules, etc

1. Shapes and Dimensions



Unit: mm

| Type | A | B | C | D | E |
|-----------|-----------|-----------|-----------|-----------|----------|
| WHP2012RF | 2.40 Max. | 1.60 Max. | 1.40 Max. | 0.65 Ref. | 0.50±0.1 |

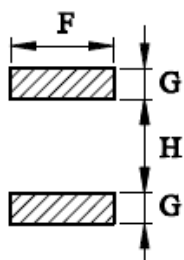
2. Ordering / Part Number Information

WHP 2012 RF - 1R0 K - T
 (1) (2) (3) (4) (5) (6)

- (1) Product Group
- (2) Dimension Code
- (3) Type Code
- (4) Inductance Code
- (5) Tolerance Code
- (6) Control Code

3. Recommended Soldering Condition

3-1. Recommended Land Pattern

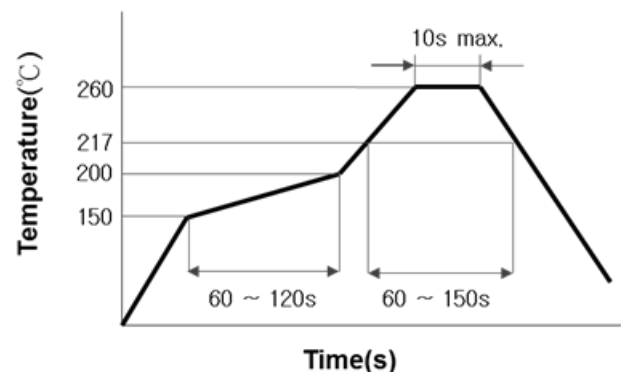


Unit : mm

| Symbol | Dimension |
|--------|-----------|
| F | 1.78 |
| G | 0.92 |
| H | 0.96 |

The Recommended Land pattern is for reference only.
 Please consult your manufacturing partners to ensure your company's PCB design guidelines are met

3-2. Recommended Soldering Profile



4. Electrical Characteristics

4-1. Electrical Specification

| Part Number | Inductance (L) | Q Min. | L , Q Test Freq. | DC Resistance (R _{DC}) ±30% | Rated Current (I _{DC}) Typ. | Self-Resonant Frequency (SRF) Typ. |
|------------------|----------------|--------|------------------|---------------------------------------|---------------------------------------|------------------------------------|
| WHP2012RF-1R0K-T | 1.00μH±10% | 14 | 7.9MHz | 0.13Ω | 1100mA | 208MHz |
| WHP2012RF-2R2K-T | 2.20μH±10% | 13 | 7.9MHz | 0.22Ω | 740mA | 87MHz |
| WHP2012RF-4R7K-T | 4.70μH±10% | 14 | 7.9MHz | 0.43Ω | 520mA | 51MHz |
| WHP2012RF-6R8K-T | 6.80μH±10% | 14 | 7.9MHz | 0.68Ω | 420mA | 46MHz |
| WHP2012RF-100K-T | 10.0μH±10% | 14 | 2.5MHz | 0.85Ω | 360mA | 31MHz |
| WHP2012RF-150K-T | 15.0μH±10% | 15 | 2.5MHz | 1.40Ω | 300mA | 28MHz |
| WHP2012RF-220K-T | 22.0μH±10% | 15 | 2.5MHz | 1.76Ω | 240mA | 20MHz |

Note1. L,Q Test Level : 0.5V

Note2. DC Rated Current for Inductance becomes 20% lower than its initial value
(Test by a short period of time to minimize the self-heating effect of the component.)

4-2. Operating Temperature Range

-40°C to +125°C (Including self - temperature rise)

4-3. Storage Temperature Range

Store this product under the condition of 5°C to 40°C, 20% to 70%RH and use within 6 months

5. Package Quantity

Standard Quantity for Packaging: 2,000 pcs/Reel

Note

1. Please make sure that your product is has been evaluated and confirmed against your specifications when our product is mounted to your product.
2. Do not knock nor drop.
3. All the items and parameters in this product specification have been prescribed on the premise that our product is used for the purpose, under the condition and in the environment agreed upon between you and us. You are requested not to use our product deviating from such agreement.
4. Please keep the distance between transformer/coil and other components (refer to the standard IEC 950)