

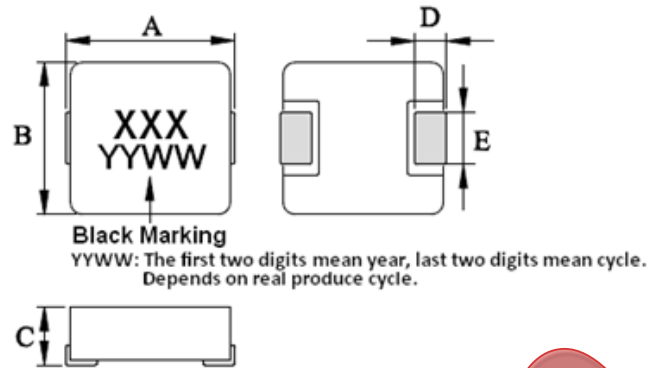
TMPD1206SP-Series-G4 Specification

SMD Molding Type Power Inductor

APPLICATION

Tablet terminals, HDDs, SSDs, DVCs, DSCs, mobile display panels, portable game devices, Telecommunications, Consumer electronics, Compact power supply modules, other

1. Shapes and Dimensions



Unit: mm

Type	A	B	C	D	Unit: mm	
TMPD1206SP	14.3 Max.	12.6±0.2	5.7±0.3	2.3 Ref.	4.0±0.3	1.5uH and below
					4.7±0.3	2.2uH and above

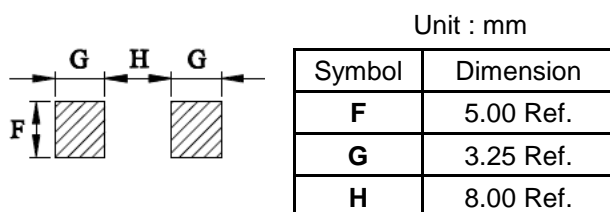
2. Ordering / Part Number Information

TMPD 1206 SP - 1R0 M - G4
(1) (2) (3) (4) (5) (6)

- (1) Product Group
- (2) Dimension Code
- (3) Type Code
- (4) Inductance Code
- (5) Inductance Tolerance
- (6) Control Code

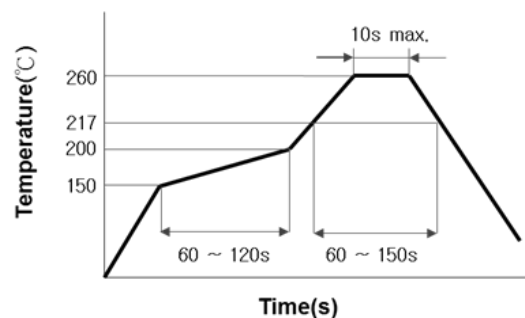
3. Recommended Soldering Condition

3-1. Recommended Land Pattern



The Recommended Land pattern is for reference only.
Please consult your manufacturing partners to ensure your company's PCB design guidelines are met

3-2. Recommended Soldering Profile



4. Electrical Characteristics

4-1. Electrical Specification

Part Number	Inductance (L) @100kHz, 1V	DC Resistance (R _{DC}) Max.	Saturation Current (I _{SAT}) Max. / Typ.	Temperature Rise Current (I _{RMS}) Max. / Typ.
TMPD1206SP-R82M-G4	0.82μH±20%	1.7mΩ	36.0A / 41.0A	30.0A / 35.0A
TMPD1206SP-1R0M-G4	1.00μH±20%	2.0mΩ	29.0A / 34.0A	26.0A / 30.0A
TMPD1206SP-1R5M-G4	1.50μH±20%	3.0mΩ	27.0A / 32.0A	24.0A / 28.0A
TMPD1206SP-2R2M-G4	2.20μH±20%	4.3mΩ	24.0A / 28.0A	21.0A / 25.0A
TMPD1206SP-4R7M-G4	4.70μH±20%	8.4mΩ	19.5A / 23.0A	16.0A / 19.0A
TMPD1206SP-5R6M-G4	5.60μH±20%	10.8mΩ	17.0A / 19.0A	14.0A / 16.0A
TMPD1206SP-8R2M-G4	8.20μH±20%	16.0mΩ	15.5A / 17.0A	12.0A / 13.5A
TMPD1206SP-100M-G4	10.0μH±20%	18.6mΩ	14.5A / 16.0A	10.5A / 12.0A
TMPD1206SP-150M-G4	15.0μH±20%	29.0mΩ	9.0A / 10.0A	8.5A / 10.0A
TMPD1206SP-220M-G4	22.0μH±20%	37.5mΩ	8.0A / 9.0A	7.0A / 8.0A
TMPD1206SP-330M-G4	33.0μH±20%	68.0mΩ	6.7A / 7.8A	5.5A / 6.5A
TMPD1206SP-470M-G4	47.0μH±20%	88.0mΩ	5.5A / 6.7A	4.5A / 5.2A
TMPD1206SP-560M-G4	56.0μH±20%	108.0mΩ	5.3A / 6.3A	4.1A / 4.9A
TMPD1206SP-680M-G4	68.0μH±20%	124.0mΩ	5.0A / 5.8A	3.7A / 4.5A
TMPD1206SP-101M-G4	100.0μH±20%	195.0mΩ	4.0A / 5.0A	2.8A / 3.2A
TMPD1206SP-151M-G4	150.0μH±20%	325.0mΩ	3.2A / 4.1A	2.2A / 2.6A

Note1. The saturation current is DC current value Inductance decrease down to 30%.

(Test by a short period of time to minimize the self-heating effect of the component.)

Note2. The temperature rise current value is the DC current value having temperature increase up to 40°C.

4-3. Operating Temperature Range

-40°C to +125°C (Including self - temperature rise)

4-4. Storage Temperature Range

Store this product under the condition of 5°C to 40°C, 20% to 60%RH and use within 6 months

5. Package Quantity

Standard Quantity for Packaging: 500 pcs/Reel

Note

1. Please make sure that your product is has been evaluated and confirmed against your specifications when our product is mounted to your product.
2. Do not knock nor drop.
3. All the items and parameters in this product specification have been prescribed on the premise that our product is used for the purpose, under the condition and in the environment agreed upon between you and us. You are requested not to use our product deviating from such agreement.
4. Please keep the distance between transformer/coil and other components (refer to the standard IEC 950)