

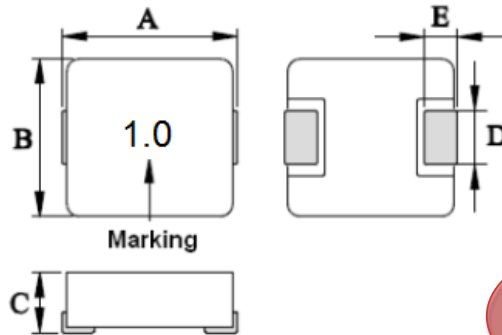
TMPC0302HG-xxxx-T Specification

SMD Molding Type Power Inductor

APPLICATION

Tablet terminals, HDDs, SSDs, DVCs, DSCs, mobile display panels, portable game devices, Telecommunications, Consumer electronics, Compact power supply modules, other

1. Shapes and Dimensions



Unit: mm

Type	A	B	C	D	E
TMPC0302HG	4.0 Max.	3.2±0.3	1.8±0.2	1.2±0.2	0.7 Ref.

2. Ordering / Part Number Information

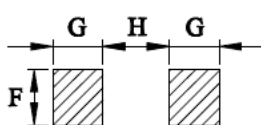
TMPC 0302 HG - 1R0 M - T
 (1) (2) (3) (4) (5) (6)

- (1) Product Group
- (2) Dimension Code
- (3) Type Code
- (4) Inductance Code
- (5) Inductance Tolerance
- (6) Control Code

3. Recommended Soldering Condition

3-1. Recommended Land Pattern

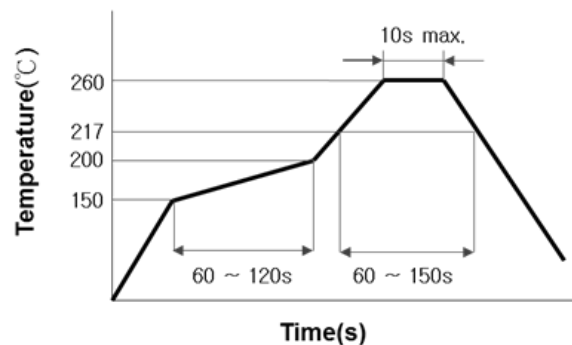
Unit : mm



Symbol	Dimension
F	1.45
G	1.10
H	1.90

The Recommended Land pattern is for reference only.
 Please consult your manufacturing partners to ensure your company's PCB design guidelines are met

3-2. Recommended Soldering Profile



4. Electrical Characteristics

4-1. Electrical Specification

Part Number	Inductance (L) @100kHz, 1V	DC Resistance (R _{DC}) Max.	Saturation Current (I _{SAT}) Typ.	Temperature Rise Current (I _{RMS}) Typ.
TMPC0302HG-R10N-T	0.10μH±30%	9mΩ	14.0A	10.5A
TMPC0302HG-R22N-T	0.22μH±30%	14mΩ	11.2A	9.0A
TMPC0302HG-R33M-T	0.33μH±20%	21mΩ	10.0A	8.0A
TMPC0302HG-R47M-T	0.47μH±20%	23mΩ	9.0A	7.0A
TMPC0302HG-R68M-T	0.68μH±20%	29mΩ	7.0A	5.5A
TMPC0302HG-1R0M-T	1.00μH±20%	38mΩ	5.0A	4.0A
TMPC0302HG-1R5M-T	1.50μH±20%	50mΩ	4.0A	3.8A
TMPC0302HG-2R2M-T	2.20μH±20%	75mΩ	3.7A	3.5A
TMPC0302HG-3R3M-T	3.30μH±20%	145mΩ	3.5A	3.0A
TMPC0302HG-4R7M-T	4.70μH±20%	200mΩ	3.0A	2.6A
TMPC0302HG-5R6M-T	5.60μH±20%	238mΩ	2.6A	2.2A
TMPC0302HG-6R8M-T	6.80μH±20%	300mΩ	2.2A	1.9A
TMPC0302HG-8R2M-T	8.20μH±20%	390mΩ	1.9A	1.6A
TMPC0302HG-100M-T	10.0μH±20%	422mΩ	1.6A	1.4A

Note1. The saturation current is DC current value Inductance decrease down to 30%.

(Test by a short period of time to minimize the self-heating effect of the component.)

Note2. The temperature rise current value is the DC current value having temperature increase up to 40°C.

4-2. Operating Temperature Range

-40°C to +125°C (Including self - temperature rise)

4-3. Storage Temperature Range

Store this product under the condition of 5°C to 40°C, 20% to 70%RH and use within 6 months

5. Packaging Quantity

Standard Quantity for Packaging: 3,000 pcs/Reel

Note

1. Please make sure that your product is has been evaluated and confirmed against your specifications when our product is mounted to your product.
2. Do not knock nor drop.
3. All the items and parameters in this product specification have been prescribed on the premise that our product is used for the purpose, under the condition and in the environment agreed upon between you and us. You are requested not to use our product deviating from such agreement.
4. Please keep the distance between transformer/coil and other components (refer to the standard IEC 950)

The specifications are subject to change or our products in it may be discontinued without advance notice.

Please check with our sales representatives or product engineers before ordering.

Version: 1.2