

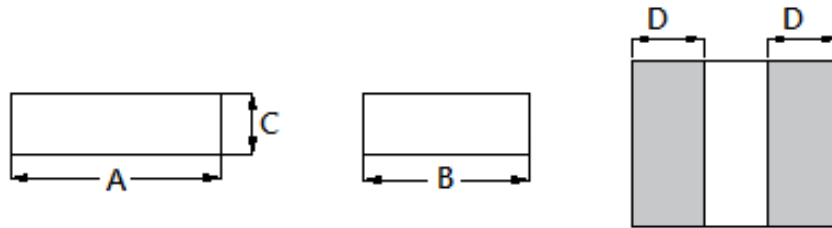
EMPF160808H-Series-G4 Specification

SMD Molding Type Power Inductor

APPLICATION

Smart phones, tablet terminals, HDDs, SSDs, DVCs, DSCs, mobile display panels, portable game devices, compact power supply modules, other

1. Shapes and Dimensions



Unit: mm

Type	A	B	C	D
EMPF160808H	1.6±0.3	0.8±0.3	0.80 Max.	0.55 Typ.

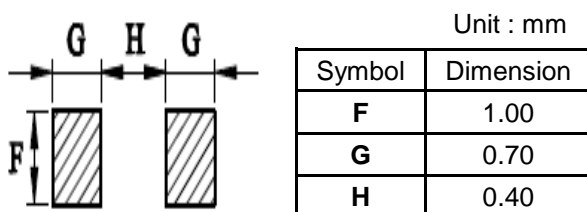
2. Ordering / Part Number Information

EMPF 160808 H - R22 M - G4
 (1) (2) (3) (4) (5) (6)

- (1) Product Group
- (2) Dimension Code
- (3) Type Code
- (4) Inductance Code
- (5) Inductance Tolerance Code
- (6) Control Code

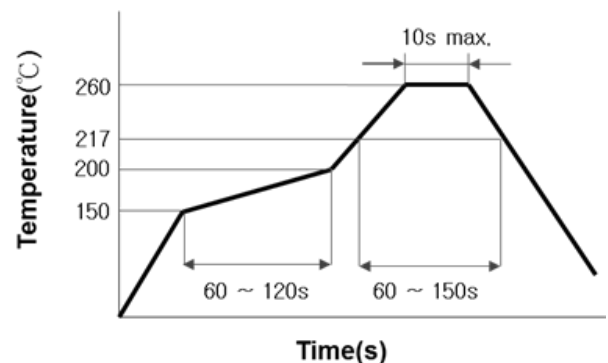
3. Recommended Soldering Condition

3-1. Recommended Land Pattern



The Recommended Land pattern is for reference only.
 Please consult your manufacturing partners to ensure your company's PCB design guidelines are met

3-2. Recommended Soldering Profile



4. Electrical Characteristics

4-1. Electrical Specification

Part Number	Inductance (L) @1MHz,1.0V	DC Resistance (R _{DC}) Max.	Saturation Current (I _{SAT}) Typ. / Max.	Temperature Rise Current (I _{RMS}) Typ. / Max.
EMPF160808H-R22M-G4	0.22μH±20%	40.0mΩ	5.5A / 5.0A	3.4A / 3.0A
EMPF160808H-R47M-G4	0.47μH±20%	100.0mΩ	4.1A / 3.7A	2.6A / 2.3A
EMPF160808H-R56M-G4	0.56μH±20%	110.0mΩ	4.0A / 3.5A	2.2A / 1.9A
EMPF160808H-R68M-G4	0.68μH±20%	130.0mΩ	3.3A / 3.0A	2.1A / 1.9A
EMPF160808H-1R0M-G4	1.00uH±20%	200.0mΩ	3.0A / 2.6A	2.1A / 1.8A

Note1. Saturation Current for Inductance drop 30% from its value without current
(Test by a short period of time to minimize the self-heating effect of the component.)

Note2. Temperature Rise Current for a 40°C rise above 25°C ambient
I_{rms} Testing : Temperature rise is highly dependent on many factors including pcb land pattern, trace size, and proximity to other components. Therefore temperature rise should be verified in application conditions

4-2. Operating Temperature Range

-40°C to +125°C (Including self - temperature rise)

4-3. Storage Temperature Range

Store this product under the condition of -5°C to 35°C, 45% to 85%RH and use within 6 months

5. Packaging Information

Standard Quantity for Packaging: 3000 pcs/Reel

Note

1. Please make sure that your product is has been evaluated and confirmed against your specifications when our product is mounted to your product.
2. Do not knock nor drop.
3. All the items and parameters in this product specification have been prescribed on the premise that our product is used for the purpose, under the condition and in the environment agreed upon between you and us. You are requested not to use our product deviating from such agreement.
4. Please keep the distance between transformer/coil and other components (refer to the standard IEC 950)