

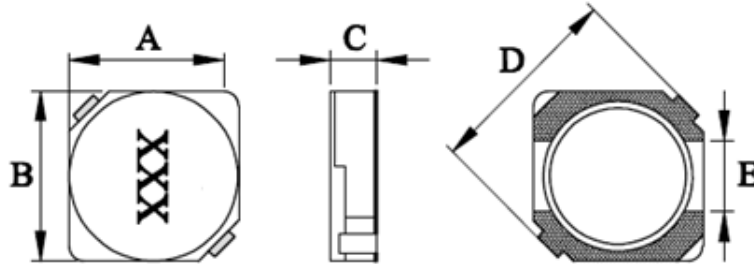
SRH4D18-Series-G3 Specification

SMD Shielded Power Inductor

APPLICATION

Tablet terminals, HDDs, SSDs, DVCs, DSCs, mobile display panels, portable game devices, Telecommunications, Consumer electronics, Compact power supply modules, other

1. Shapes and Dimensions



Unit: mm

Type	A	B	C	D	E
SRH4D18	5.0 Max.	5.0 Max.	2.0 Max.	6.9 Ref.	1.5 Ref.

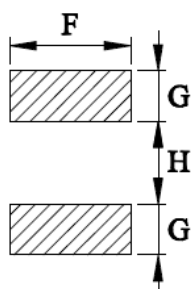
2. Ordering / Part Number Information

SRH 4D18 - 2R2 M - G3
(1) (2) (3) (4) (5)

- (1) Product Group
- (2) Dimension Code
- (3) Inductance Code
- (4) Inductance Tolerance
- (5) Control Code

3. Recommended Soldering Condition

3-1. Recommended Land Pattern

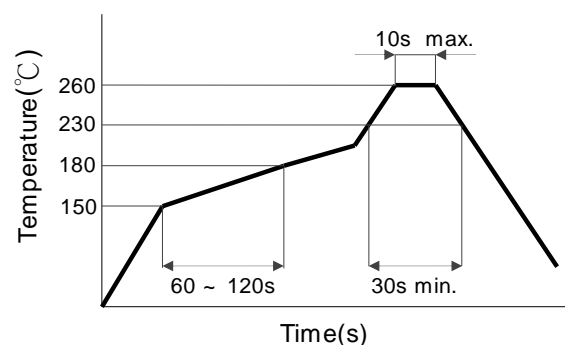


Unit : mm

Symbol	Dimension
F	5.30
G	1.90
H	1.50

The Recommended Land pattern is for reference only.
Please consult your manufacturing partners to ensure your company's PCB design guidelines are met

3-2. Recommended Soldering Profile



4. Electrical Characteristics

4-1. Electrical Specification

Part Number	Inductance (L) @100KHz, 1.0V	DC Resistance (DCR) Max.	Rated Current (IDC) Max.
SRH4D18-2R2N-G3	2.2uH±30%	75mΩ	1.32A
SRH4D18-3R3N-G3	3.3uH±30%	110mΩ	1.04A
SRH4D18-4R7N-G3	4.7uH±30%	162mΩ	0.84A
SRH4D18-6R8M-G3	6.8uH±20%	200mΩ	0.76A
SRH4D18-100M-G3	10.0uH±20%	210mΩ	0.61A
SRH4D18-150M-G3	15.0uH±20%	240mΩ	0.50A
SRH4D18-220M-G3	22.0uH±20%	397mΩ	0.41A
SRH4D18-330M-G3	33.0uH±20%	694mΩ	0.32A
SRH4D18-390M-G3	39.0uH±20%	709mΩ	0.30A
SRH4D18-470M-G3	47.0uH±20%	922mΩ	0.28A
SRH4D18-560M-G3	56.0uH±20%	1080mΩ	0.26A
SRH4D18-680M-G3	68.0uH±20%	1300mΩ	0.24A
SRH4D18-820M-G3	82.0uH±20%	1560mΩ	0.22A
SRH4D18-101M-G3	100.0uH±20%	1730mΩ	0.20A

Note1. Inductance drop $\leq 35\%$ typical at IDC

4-2. Operating Temperature Range

-40°C to +105°C (Including self - temperature rise)

4-3. Storage Temperature Range

Store this product under the condition of 5°C to 40°C, 20% to 70%RH and use within 6 months

5. Package Quantity

Standard Quantity for Packaging: 2,000 pcs/Reel

Note

1. Please make sure that your product is has been evaluated and confirmed against your specifications when our product is mounted to your product.
2. Do not knock nor drop.
3. All the items and parameters in this product specification have been prescribed on the premise that our product is used for the purpose, under the condition and in the environment agreed upon between you and us. You are requested not to use our product deviating from such agreement.
4. Please keep the distance between transformer/coil and other components (refer to the standard IEC 950)